



SW-ZZ24/4.0

LED Strips - Static White Zig-Zag



- Energy-efficient, static white zig-zag LED tape
- Delivers *** lm/ft @ 3000K

| 1 | 2 | 3 | 4 | 5 | 6 | 7 | 8 |
|-------------|-------|-----|-------------------|--------------------|------------|-----------|--------------------|
| V/WATTS | RATED | CCT | CONNECTOR/WIRE IN | CONNECTOR/WIRE OUT | WIRE COLOR | WIRE TYPE | ILLUMINATED LENGTH |
| SW-ZZ24/4.0 | DRY | | | | | | |

Sample Part Number: **SW-ZZ24/4.0-DRY-30-BW-CLS-WH-CL2-48"**

| | | | | | | | | | | | | | | | | | |
|----------------------|------------|--|---|----------|--|--|---|---|---|---|--|---|--------------------|---|--|--|--|
| 1 | V/WATTS | | 2 | RATED | | 3 | CCT | | 4 | CONNECTOR/WIRE IN | | 5 | CONNECTOR/WIRE OUT | | | | |
| SW-ZZ24/4.0 | | Voltage: 24VDC Wattage: 4.0W/ft See following pages for compatible power supplies. | | DRY IP20 | | 22 2200K 24 2400K 27 2700K 30 3000K 35 3500K 40 4000K | | BW Bare Wire (Standard 24") CLS Closed End (No feed) CON6 Connector 6" CON24 Connector 24" | | Connector/Wire In not needed to specify product. Typical selection is BW. BW: Standard length is 24", Max length is 120". Request custom length by writing in part number next to BW (example: BW48) | | BW Bare Wire (Standard 24") CLS Closed End (No feed) CON6 Connector 6" CON24 Connector 24" | | Connector/Wire Out not needed to specify product. Typical selection is CLS or BW. BW: Standard length is 24", Max length is 120". Request custom length by writing in part number next to BW (example: BW48) | | | |
| 6 | WIRE COLOR | | | | | 7 | WIRE TYPE | | | | | 8 | ILLUMINATED LENGTH | | | | |
| WH White BK Black | | | | | CL2 Class 2 CL2P Class 2 Plenum Rated | | CL2P only available with bare wire leads (BW) | | | 4.18" increments | | | | | | | |

COMPATIBLE EXTRUSIONS

| | WIDE | ROUND | TORQ | TRE3 | LALO | TALO | ARKA | TELA | VEVE | FLUR | EMBD | LATO | MDIN | OPTI-FLAT | OPTI-OPTICS | THIN |
|-----|------|-------|------|------|------|------|------|------|------|------|------|------|------|-----------|-------------|------|
| DRY | ✓ | ✓ | ✓ | ✓ | ✓ | ✓ | ✓ | ✓ | ✓ | ✓ | ✓ | ✓ | ✓ | ✓ | ✓ | ✓ |
| DMP | | | | | | | | | | | | | | | | |
| WET | | | | | | | | | | | | | | | | |

5 year warranty | Warranty only valid with QTL power supplies | Field modifications must comply with QTL's installation methods otherwise warranty is null & void | All data has +/- 5% tolerance | UL Listed | Suitable for installation in the storage area of a clothes closet when assembled as a fixture at QTL facility



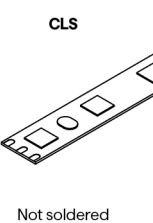
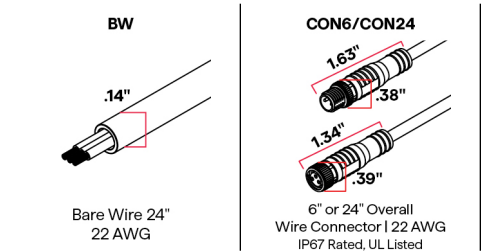
SW-ZZ24/4.0

LED Strips - Static White Zig-Zag

4 / 5

CONNECTOR/WIRE – IN/OUT

Connector/Wire In or Out not needed to specify product. Standard configuration is BW for Wire In and CLS for Wire out



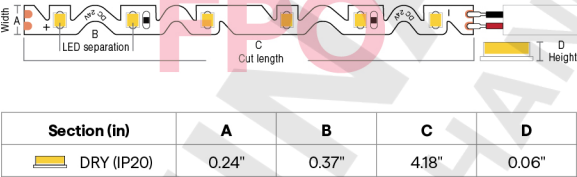
6

WIRE COLOR



8

ILLUMINATED LENGTH - DIMENSIONS



COMPATIBLE POWER SUPPLIES

See power supplies cut sheets for more information. Data subject to change, all data has +/- 5% tolerance.

| DIM TO LEVEL | INDOOR |
|--------------|--|
| | SW-ZZ |
| Dim to Black | Q6M-DC+CAP QTM-DC+CAP iQ-PH+QD1 |
| 0.1% | QT-CAB-eLED+DALI-DT6 QT-CAB-eLED+DALI-DT6-AWN QTM-eLED+0-10V QTM-eLED+DALI-DT6 QTM-eLED+DALI-DT6-AWN QZ-BOWTIE+DIMMER QZ-DMX QZ-PH/0-10V QZ-STICK-PH/0-10V QZLP |
| 1% | QTM-eLED(E) QZ-DALI-DT6 |
| 10% | Non-Dim Power Supply with SW App Dongle |



SW-ZZ24/4.0

LED Strips - Static White Zig-Zag

| DIMMING PROTOCOL | INDOOR |
|---------------------|--|
| | SW-ZZ |
| Non-Dim | QTM-eLED-ND QZ-ND |
| Phase | Q6M-DC+CAP QTM-DC+CAP QTM-eLED(E) QZ-BOWTIE+DIMMER QZ-PH/0-10V QZ-STICK-PH/0-10V QZLP iQ-PH+QD1 |
| 0-10V | QTM-eLED+0-10V QZ-PH/0-10V QZ-STICK-PH/0-10V QZLP |
| Lutron Athena | QT-CAB-eLED+DALI-DT6-AWN QTM-eLED+DALI-DT6-AWN |
| ECO System | QTM-eLED(E) |
| DMX | QZ-DMX |
| DALI-2: DT6 | QT-CAB-eLED+DALI-DT6 QT-CAB-eLED+DALI-DT6-AWN QTM-eLED+DALI-DT6 QTM-eLED+DALI-DT6-AWN QZ-DALI-DT6 |
| SCENE App Dimmed | Non-Dim Power Supply with SW App Dongle |

COMPATIBLE WIRING ACCESSORIES

Q-mini-J5

2.80"

2.27"

UL Listed, miniature junction box, DRY/DMP (WET rated with silicone)

CON120-EXT

10ft Con cable extender
DRY/DMP/WET

CLP-INLINE

.78"

.30"

.50"

Connects LED strip to LED strip
DRY ONLY

CLP-LEAD

.96"

.30"

.50"

Connects lead wire to LED strip
DRY ONLY

INSTALLATION KITS

LEAD or JUMP
DRY and WET LED strip wiring kits

© 2026 QTL. All rights reserved | 155 Hill St. Milford, CT 06460 | 203-367-8777 | sales@QTL.lighting | www.QTL.lighting

Specification subject to change. Rev-01-12-26